



MODEL 900RTW



HORIZONTAL EARTH BORING MACHINE

Economical and versatile boring machines!

The "Prairie Dog" Model 900 allows a single operator to bore holes from 2 to 14 inches in diameter, in lengths of 150 feet and more. The Model 900RTW is a versatile boring machine designed for any size job. Its high floatation tires make it easy to use even extremely wet conditions. The Prairie Dog is designed to be inexpensive to operate and requires little maintenance.

Whether you install cables or pipelines, digging trenches through existing structures is expensive and time consuming. The "Prairie Dog" line of products allows you to bore holes under existing structures easily and economically.

SPECIFICATIONS:

Weight: 210 pounds

One piece welded frame

Bores hole from 2-14" up to 150ft or more

Transmission to drive shaft: chain drive

Engine: 8.5hp Honda Engine

Engine coupled to transmission

Uses forward and reverse oil lubricated planetary unit

APPLICATIONS:

C.A.T.V.

Irrigation

Water

Plumbing

Telephone

Electrical

Gas

FEATURES:

Cast Iron Sleeved Engine

Non-Corrosive Water Swivel

Heavy Duty oil planetary forward and reversing transmission

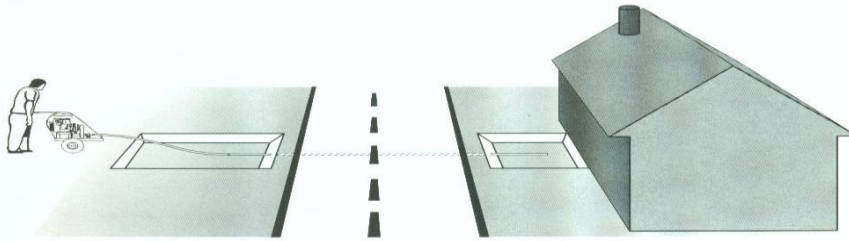
Above ground or below ground operation

Welded Steel Frame


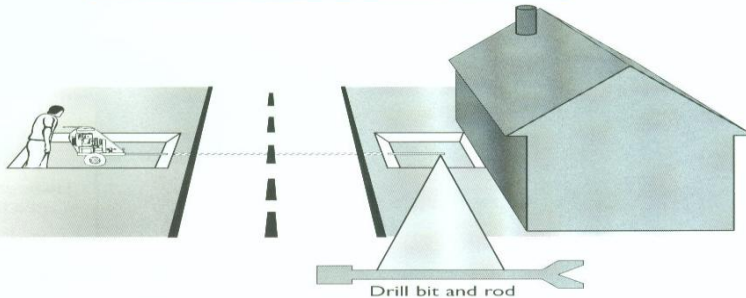
Quality Workmanship

Compact and Portable

ABOVE GROUND OPERATION



BELOW GROUND OPERATION



Fast setup time and higher profits

The Prairie Dog Model 900RTW horizontal earth boring machine provides portable and economical methods to cut the cost of underground installations. The Model 900RTW was designed to install utilities, irrigation, and cable TV equipment. Its is also a versatile and economical choice for the rental industry.

The Model 900RTW can be operated by one person, so it can be used in the most congested underground installations. Its utilizes our special quick coupling drill rods to accelerate installations and simplify long bores.

A stainless steel water shaft with replacement adapter helps to reduce downtime and overhead. While an oil lubricated clutch/gearbox with forward and reverse extend machine life. All of the components of the Model 900RTW are easily accessible for quick maintenance, if needed.

As the need for boring increases, a dependable and versatile boring machine can be the difference between profit and loss on a job. The Prairie Dog is one boring machine you can depend on.

ABOVE AND BELOW GROUND OPERATION OF MODELS 130HW, 200WW, 500RTW AND 900RTW

The hand operated "Prairie Dog" horizontal boring machine is versatile enough to perform efficiently, either above or below the ground.

In above-ground applications, it is necessary to keep at least one to two drill rod stems behind the entry point to allow for the natural sway of the pipe. The drill rod guides are then used near the entry point to maintain the position and grade of the bore. By applying minimal pressure to the drill stem, the operator walks towards the trench as the pilot bit creates the hole. As the bit travels forward, additional drill rods are added as needed. A special tool thread is used to facilitate quick assembly and disassembly of drill rods in 1-1/2 turns. During below ground operation, the operator can utilize iron pipe of any length or Prairie Dog Boring Equipment, Inc. tapered tool rods.

If space is a constraint, the operator can use shorter rods and continue to add length of pipe as the hole increases. Again, by applying slight pressure, the operator can create a hole with the rotating bit.

As the need for boring increases, a dependable and versatile boring machine can be the difference between profit and loss on a job. The "Prairie Dog" is the one boring machine you can depend on.

Buy a "Prairie Dog" today and start saving money tomorrow!

Prairie Dog Boring Equipment, Inc.

10006 Airline Drive Houston, Texas 77037
281-448-8442 or 866-631-3786

Website: www.undergroundequip.com Email address: info@undergroundequip.com